


# SURVEY ON UPCOMING **BY** **ELECTIONS**



*Timely Kenya Overview*

# Empowering Insights with Timely Kenya

---



At Timely Kenya, we believe that every opinion counts, empowering individuals and businesses to gather insights and make informed decisions through our user-friendly survey platform.



# Survey Scope & Context

Purpose: To identify the most favoured candidates in upcoming by-elections now that the electoral body is in place.



Sample Size:  
Varied per area of  
coverage.



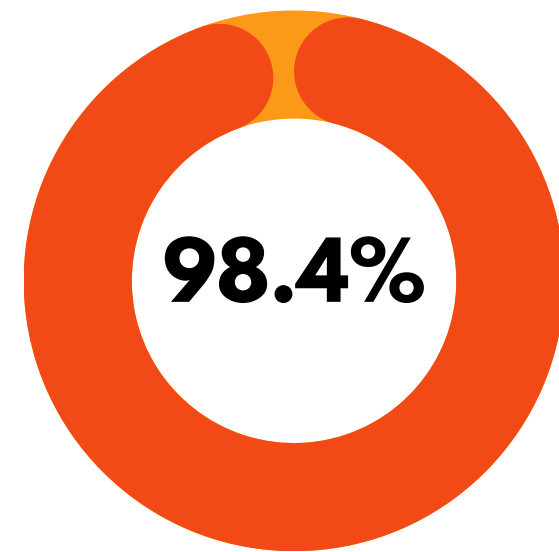
Survey Dates:  
July 15–19, 2025.



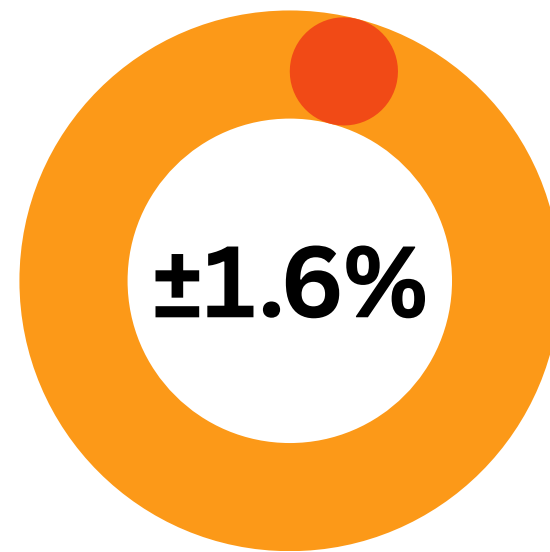
# Methodology & Reliability

Collection Method: **Computer-Assisted Telephone Interviews (CATI)**.

This technique involved trained interviewers conducting structured phone interviews using computer software to guide the questionnaire process.



Success Rate



Margin of Error



# Settlement Distribution



## 30% County Towns & Cities

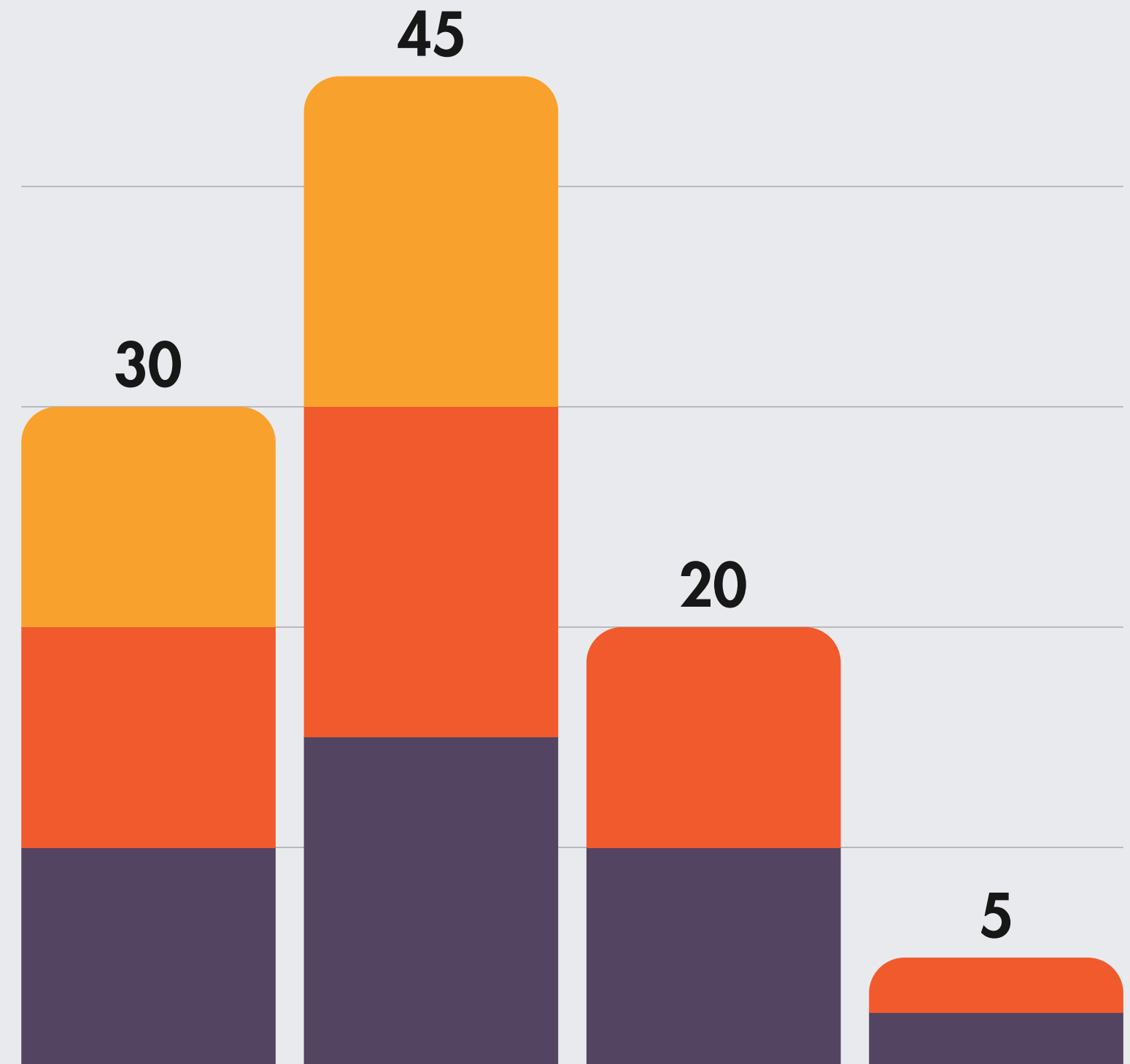
A smaller but notable portion of respondents are based in county towns and urban centers, offering valuable input from more developed and infrastructure-rich settings.

## 70% Rural Areas

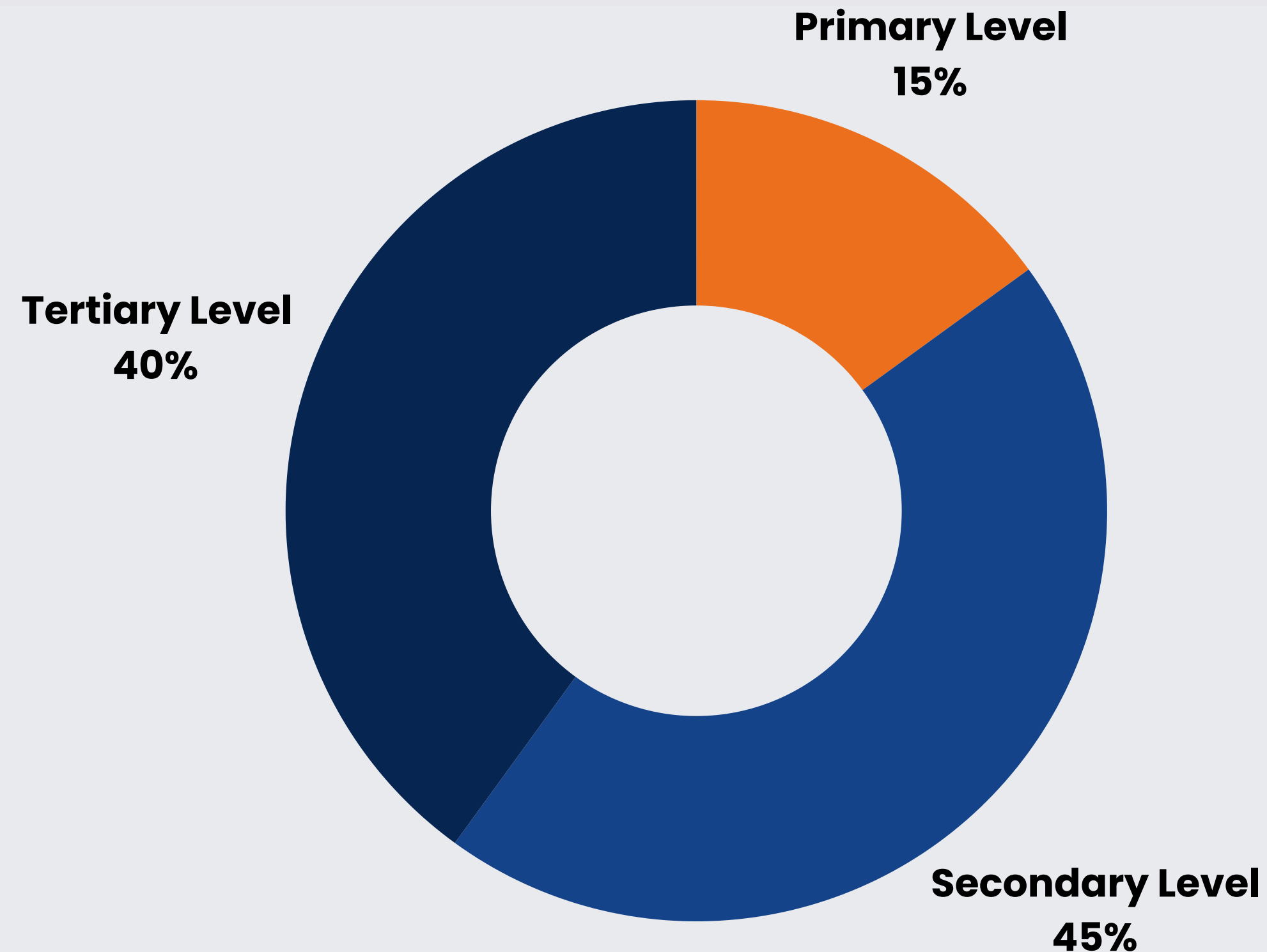
A majority of respondents reside in rural areas. This suggests that rural perspectives and experiences play a major role in shaping the overall insights.

# Age Distribution

The survey captured a broad cross-section of age groups, with the majority of respondents falling between 36 and 50 years old. Young adults (18–35) formed a significant portion, reflecting growing political engagement, while older demographics were proportionately represented to ensure balanced insights.

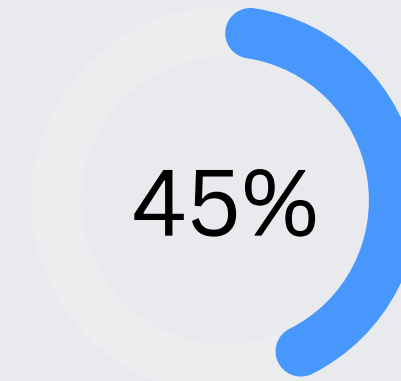



# Educational Level



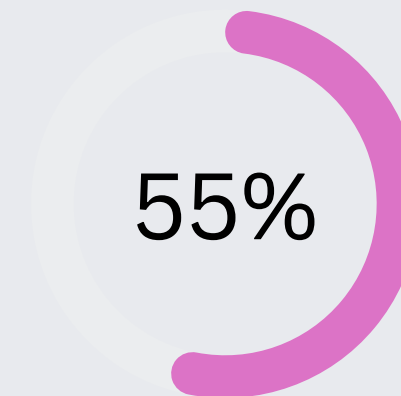
The data shows a diverse range of educational attainment among respondents, with most having completed secondary or tertiary education. This indicates a relatively educated population with varying levels of academic exposure.

# Gender Representation



## Male Statistic

Male respondents made up just under half of the total population, contributing significantly to the overall findings while representing a slightly smaller portion compared to females.



## Female Statistic

More than half of the respondents identified as female, indicating a strong female presence in the sample group. This suggests that women's perspectives are prominently reflected in the data.



# Banissa Constituency Results

307 Samples



Amhed Hassan  
(Barre)  
43.7%




Adam Mohammed  
(Kiongozi)  
40%



Isaac Malela Ali  
8%



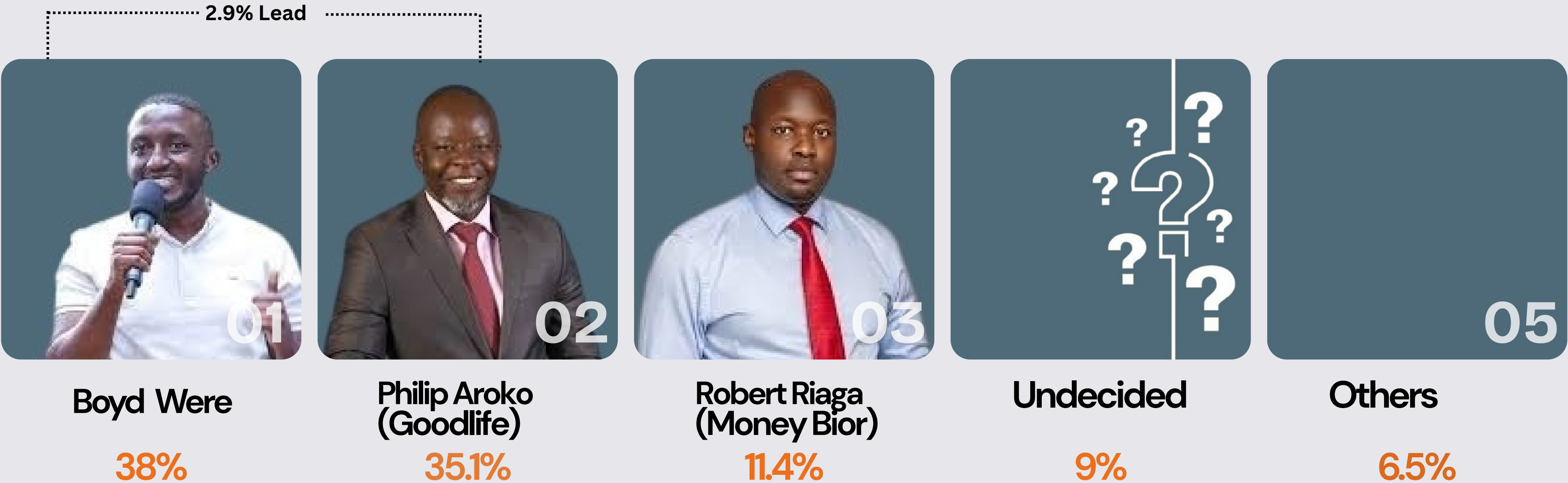
Others  
5.3%



Undecided  
3%

# Kasipul Constituency Results

544 Samples



# Magarini Constituency Results

431 Samples



Stanley Karissa  
29.9%



Harrison Kombe  
25%



Kalama Wehu  
24.1%



Michael Kingi  
11%



Mti Mbichi  
4.2%



Others  
3%



Undecided  
2.8%

# Malava Constituency Results

701 Samples



Seth Panyako  
26.4%



Ryan Malulu  
20.7%



Joab Manyasi  
11%



Enock Makanga  
6.3%



Undecided  
18%



Other  
17.6%



# Mbeere North Constituency Results

535 Samples



Newton Karish  
32.1%



Leornard Muthende  
26.5%



Muriuki Njagagua  
21%



Josiah Thiriku  
4%



Undecided  
12.7%



Others  
3.7%



# Ugunja Constituency Results

695 Samples



Joseph Otieno Alur  
23%




Moses Omondi  
21.8%



Eng ZB Owino  
17.2%



Andrew Omwende  
10.8%



Undecided  
18.8%




Others  
8.4%

# Baringo Senatorial By-Election Results

1355 Samples



Vycliffe Kipsang(Tobole)  
19.3%



Gideon Moi  
17.5%



Chemitie Vincent  
15%



Simon Chelugui  
15%



Wakili Linus Kamket  
7.6%



Undecided  
21%



Other  
4.6%



# Get in Touch for More Insights


Thank you for your attention. If you have any questions or need further information, please do not hesitate to reach out to us. We are here to help



**+254 795 102729**



**info@timelykenya.com**



# Thank You

